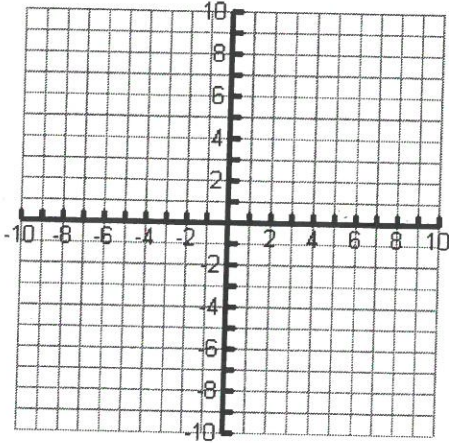


Graphing Piecewise Functions Worksheet

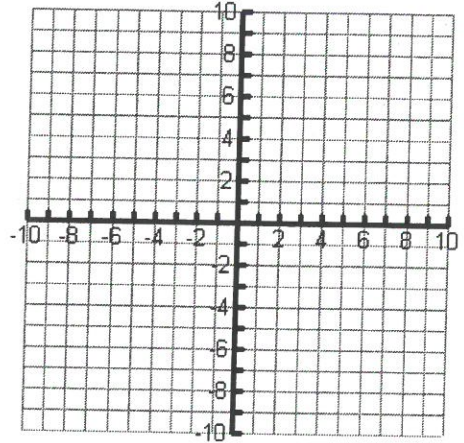
Name _____

Date _____ Period _____

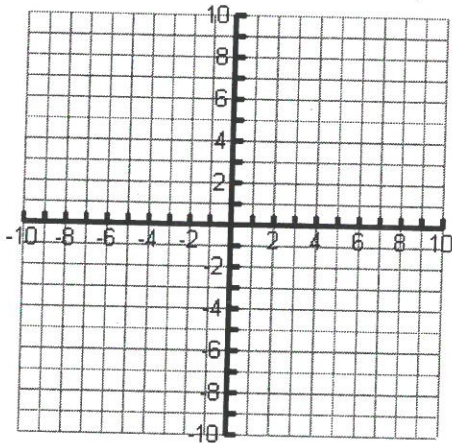
1. $f(x) = \begin{cases} -x & \text{if } x \leq 2 \\ x & \text{if } x > 2 \end{cases}$



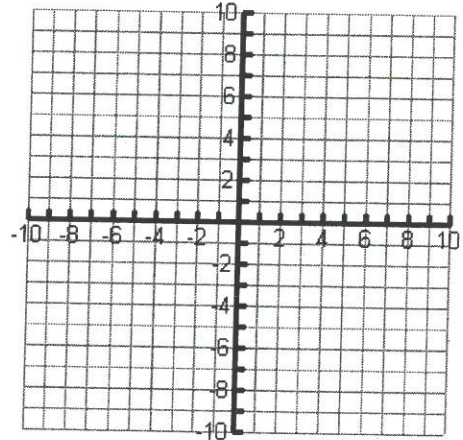
2. $f(x) = \begin{cases} 2, & x > -3 \\ -5, & x < -3 \end{cases}$



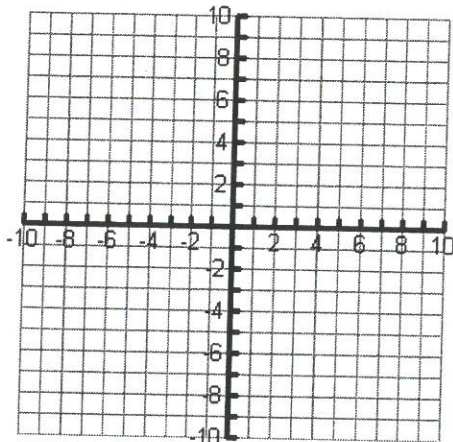
3. $f(x) = \begin{cases} -1, & x \leq -2 \\ 2, & x > -2 \end{cases}$



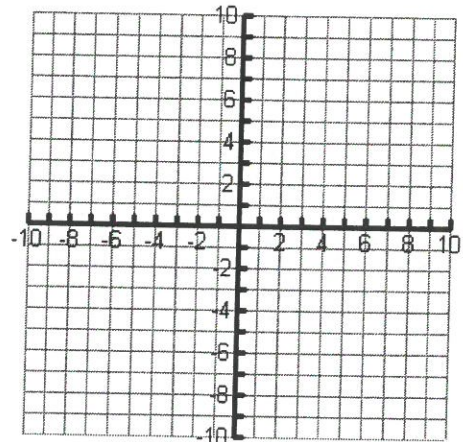
4. $f(x) = \begin{cases} -1, & x \leq -1 \\ 1, & -1 < x < 1 \\ x, & x > 1 \end{cases}$



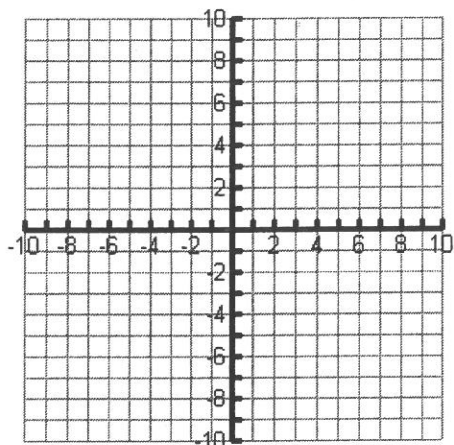
5. $f(x) = \begin{cases} -x + 2, & x \leq 0 \\ \frac{1}{2}x + 3, & x > 0 \end{cases}$



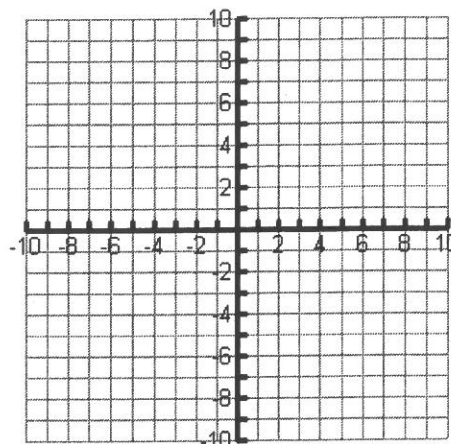
6. $f(x) = \begin{cases} x + 2, & x \leq 2 \\ -\frac{1}{2}x + 4, & x > 2 \end{cases}$



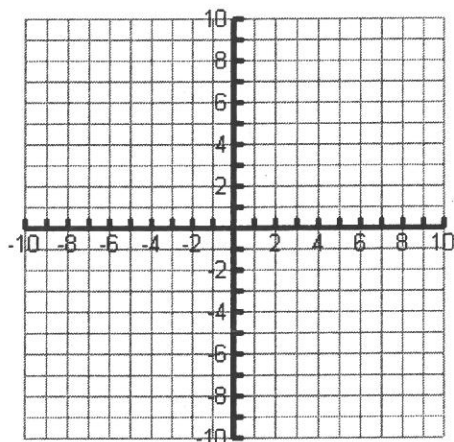
$$7. f(x) = \begin{cases} -3x - 4, & x \leq -2 \\ x + 1, & x > -2 \end{cases}$$



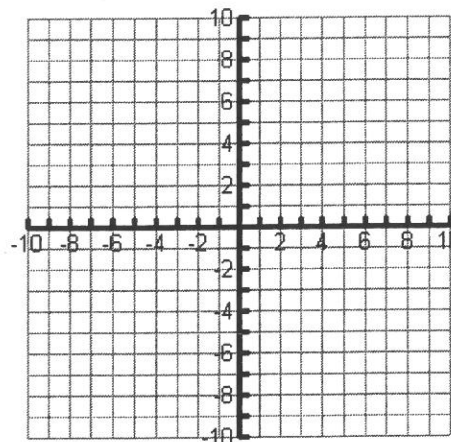
$$8. f(x) = \begin{cases} -x, & x \leq 0 \\ 2x - 2, & x > 0 \end{cases}$$



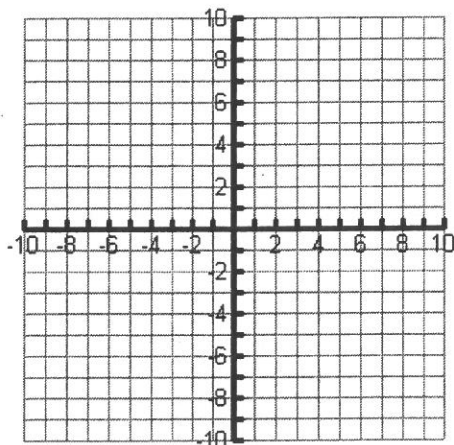
$$9. f(x) = \begin{cases} -x - 4, & x < -2 \\ -\frac{1}{2}x, & -2 \leq x \leq 2 \\ -1, & x > 2 \end{cases}$$



$$10. f(x) = \begin{cases} 3, & x < -1 \\ x + 1, & 1 \leq x \leq 4 \end{cases}$$



$$11. f(x) = \begin{cases} \frac{1}{2}x - 1, & x \neq 4 \\ 3, & x = 4 \end{cases}$$



$$12. f(x) = \begin{cases} x + 4, & -6 \leq x < 2 \\ -6, & x = 2 \\ -x + 2, & x > 2 \end{cases}$$

